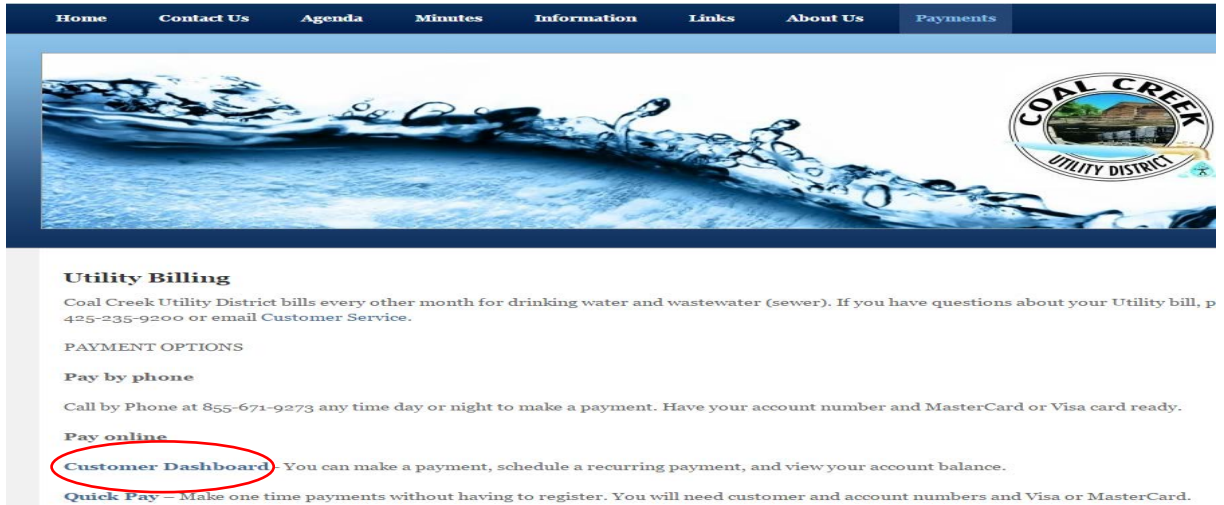


PAYMENTUS RECURRING PAYMENTS

- 1) Go to CCUD.org and follow the link to payments



- 2) Select Customer Dashboard



- 3) Click on Sign up Now to create a profile if you haven't already

Customer Dashboard

Already have an account?
Please enter your email and password and click Login.
If you are not enrolled yet, please [sign up now](#).

Email:

Password:

Login

[Forgot Password?](#)

Need to make a payment in a hurry?
To make a quick payment without enrolling click Pay Now.

Pay Now

VISA MasterCard DISCOVER e-CHECK



Paymentus

4) Complete My Profile information and click sign up



Please enter all of the information below and click **Sign Up**.

My Profile Information

* First Name:

* Last Name:

* Email Address:

* Phone Number: () - ext

* ZIP Code:

* Language Preference: English

Passwords must meet the following requirements:

- must be at least 6 characters in length
- must contain at least one number and 1 alpha
- only alphanumeric characters are allowed

For enhanced security, do not use proper names, words commonly found in the dictionary or repeating sequences of numbers.

* Password:

* Re-enter password:

* Security Question 1:

* Security Answer 1:

* Security Question 2:

* Security Answer 2:

5) Click back to login



You are now enrolled

First Name: **Jamie**

Last Name: **Crookston**

Email Address: **jcrookston@ccud.org**

Language: **English**

Phone Number: **(425) 235-9200**

Security Question 1: **What was the make of your first car?**

Security Answer 1: ********

Security Question 2: **In what city were you born?**

Security Answer 2: ********

6) Login in with your email address and password

Customer Dashboard





Already have an account?
Please enter your email and password and click Login.
If you are not enrolled yet, please [sign up now](#).



Email:

Password:

[Forgot Password?](#)

Need to make a payment in a hurry?
To make a quick payment without enrolling click Pay Now.





7) Go to accounts tab and click on add accounts

Customer Dashboard

[Bills](#)[Payments](#)[Schedules](#)[Accounts](#)[Payment Methods](#)

[My Accounts](#) | [Add an Account](#)

My Accounts [Show Search](#)

[Download Data](#)

1-1 of 1 items

Account Number	Payment Type	Amount Due	Date Due	Date Authenticated	Suspended	Action
0210310	Utility Bill	\$0.00	Feb 18, 2016	Mar 2, 2016 6:19:35 PM	No	View Deactivate Pay

8) Enter your account number (be sure to use all 7 digits excluding the space) and click on add

Customer Dashboard

[Bills](#)[Payments](#)[Schedules](#)[Accounts](#)[Payment Methods](#)

[My Accounts](#) | [Add an Account](#)

Please enter all of the information below and click Continue.

Account Information

Payment Type: Utility Bill (Consumer)

Please enter your account number, including any zeros, as shown on your bill

* Account Number:

You should see the following:

Customer Dashboard

[Bills](#) [Payments](#) [Schedules](#) [Accounts](#) [Payment Methods](#)

[My Accounts](#) | [Add an Account](#)

Account has been successfully added to your profile

Account Information

Payment type: **Utility Bill**
Account number: **0204470**
Date authenticated: **Mar 3, 2016 5:31:44 PM**

9) Choose the Schedules Tab and then click on schedule a payment

Customer Dashboard

[Bills](#) [Payments](#) [Schedules](#) [Accounts](#) [Payment Methods](#)

[My Schedules](#) [Schedule a Payment](#)

My Schedules [Show Search](#) [Download Data](#)

1-1 of 1 Items

Confirmation Number	Amount	Channel	Frequency	Payment Day	Start Date	End Date	Payment Type	Account Number	Payment Date/Time	Payment Method	Origin	Originator	Email Status	Active	Action
803847	N/A	Web Channel	On the due date of each bill	N/A	Mar 2, 2016	NA	Utility Bill	0210310	NA	MasterCard *****8163	Customer Dashboard	jcrookston@ccud.org	Sent	Yes	View Edit

Should bring you to this screen to choose which account you want to make a payment on/click continue

Customer Dashboard

[Bills](#) [Payments](#) [Schedules](#) [Accounts](#) [Payment Methods](#)

[My Schedules](#) [Schedule a Payment](#)

[Select Account](#) [Payment Information](#) [Confirm Payment](#)

Please select the account below and click Continue.

1-1 of 1 Items

Account Number	Payment Type	Amount Due	Date Due	Date Authenticated	Suspended
<input checked="" type="radio"/> 0210310	Utility Bill	\$0.00	Feb 18, 2016	Mar 2, 2016 6:19:35 PM	No

[Continue](#) [Cancel](#)

10) Select Frequency of payment and enter credit/debit card information

Customer Dashboard

My Schedules Schedule a Payment

Select Account Payment Information Confirm Payment

Please enter all of the information below and click Continue.
Only fields marked with * are mandatory

Schedule Information

* Frequency: On the due date of each bill

Please note that a payment for the amount on the bill will be processed each month on the due date up to the maximum amount

End Date: MM dd yyyy

Payment Information

* Payment Method: Credit Card

* Card Type: MasterCard

* Card Number: *****

* Card Security Number: [What's this?](#)

* Expiration Date: 10 - October / 2018

* Card Holder Name: Jamie Crookston

Date Due: Feb 18, 2016

Continue Cancel

Powered by Pa

Click continue and you should be able to verify info (see below):

Customer Dashboard

My Schedules Schedule a Payment

Scheduled Payment Details

Confirmation number: 803847

Start date: Mar 2, 2016

End date: N/A

Frequency: On the due date of each bill

Payment type: Utility Bill

Account number: 0210310

Payment method: MasterCard

Card number: *****8163

Card holder name: Jamie Crookston

Payment amount: N/A

Total amount: N/A

[Schedule Another Payment](#) [Print this page](#)

You should also receive a confirmation email that your payment arrangements were successful.